

BARKLEY TEACHES

BICYCLE SAFETY




Your
Imprint
Here!

BARKLEY TEACHES
BICYCLE SAFETY



This book belongs to

My name is Barkley the Bike Safety Dog.



I'm here to tell you that there are lots of things you can do to stay safe and still have fun on your bike!

**Here are some Bike Safety rules:
Give your head a break – always wear a helmet
when you ride your bike.**



**And wear it right. Don't push the helmet back
on your forehead - keep it level above your eyebrows.
And buckle the straps. The helmet should be snug.**

**Keep your hands
on the handlebars of your bike.**



**And never, ever
give rides on your handlebars.**

**Always ride with a friend.
Be sensible. Never show off!**



See and be seen!



Make sure that you wear bright or light color clothing when you're riding so that drivers and other bicyclists can see you!

Watch OUT!



**Look out for potholes, cracks, railroad tracks,
wet leaves, and loose gravel.
Anything that could make you fall!**


Barkley's Bike Tips!

Ride in single file and watch out for people and animals. Use sidewalks if available or ride with traffic, close to the curb. Always use hand signals when turning or stopping and walk your bike across streets at the street corner.



Go with the flow.

The safe way is the RIGHT way. Always ride on the right ... in the same direction as vehicles.



Stick to bike paths and bike lanes. Learn the rules of the road and obey traffic laws. Look left, right and left again before crossing the street. Obey ALL traffic signs and signals.

Take it from Barkley the Bike Safety Dog.

Riding a bike is cool and lots of fun.
Just remember my rules to be safe.



Can you decode this secret message?



Match the letters of the alphabet to the number to find the answer!
(The second word has been done for you)

- 1=a
- 2=b
- 3=c
- 4=d
- 5=e
- 6=f
- 7=g
- 8=h
- 9=i
- 10=j
- 11=k
- 12=l
- 13=m
- 14=n
- 15=o
- 16=p
- 17=q
- 18=r
- 19=s
- 20=t
- 21=u
- 22=v
- 23=w
- 24=x
- 25=y
- 26=z

<u>6</u> <u>15</u> <u>12</u> <u>12</u> <u>15</u> <u>23</u>	<u>b</u> <u>i</u> <u>k</u> <u>e</u> <u>2</u> <u>9</u> <u>11</u> <u>5</u>	
<u>19</u> <u>1</u> <u>6</u> <u>5</u> <u>20</u> <u>25</u>	<u>18</u> <u>21</u> <u>12</u> <u>5</u> <u>19</u>	
<u>1</u> <u>14</u> <u>4</u>	<u>8</u> <u>1</u> <u>22</u> <u>5</u>	<u>6</u> <u>21</u> <u>14</u>
<u>15</u> <u>14</u>	<u>25</u> <u>15</u> <u>21</u> <u>18</u>	<u>2</u> <u>9</u> <u>11</u> <u>5</u>

THE WORDS ARE ALL MIXED UP.



Can you unscramble the words?

HINT: The word begins with the letter in black

1. elm**h**te

2. yecil**b**c

3. fia**f**tcr

4. gi**s**ns

5. lu**s**re


6. ete**s**rt

7. a**f**syet

8. ske**b**i

A-MAZING!

Help Barkley find his way from his doghouse to the park.







FILL IN FUN



Fill in the missing word.

- 1. Handlebars are only for _____.**
- 2. Be aware of _____
and dogs when you ride.**
- 3. Never _____ on your bike.**
- 4. Always walk your bike _____
the street.**
- 5. Never ride without a _____.**

WHICH ONE IS DIFFERENT?



WHICH ONE IS DIFFERENT?

Previous page ANSWER: 5

Time to Laugh!

QUESTIONS:

Some of Barkley's favorite funnies!

1. Why do dogs wag their tails?
2. What dog keeps the best time?
3. Why do dogs bury bones in the ground?
4. Why did the poor dog chase his own tail?
5. What do you get if you cross a sheepdog with a rose?
6. What would you get if you crossed a chicken with a bicycle?

**Knock Knock,
Who's there?
Ivan.
Ivan who?
Ivan to ride your bike.**



ANSWERS:

1. Because no one else will do it for them! 2. A watch dog. 3. Because you can't bury them in trees!
4. He was trying to make both ends meet! 5. A collie-flower! 6. A hen-speed bike.

Barkley Teaches Bicycle Safety

*I promise to practice good bike
safety and to follow all the rules
that Barkley taught me.*

Sign your name here



BIKE
PATH

Conforms to ASTM D-4236. Intended for ages 3 years & up.
<http://ps.ppa.org>. Lot #011513. Mfg. 1/13. #0921.
©2013. Printed in the USA.