


STOP LOOK & learn™

Learn About Water Conservation



Educational Coloring and Activity Book



Why Is Water Important?

About 70% of
the Earth is
covered by water.

Every living thing on the
planet earth needs water
to live and grow.




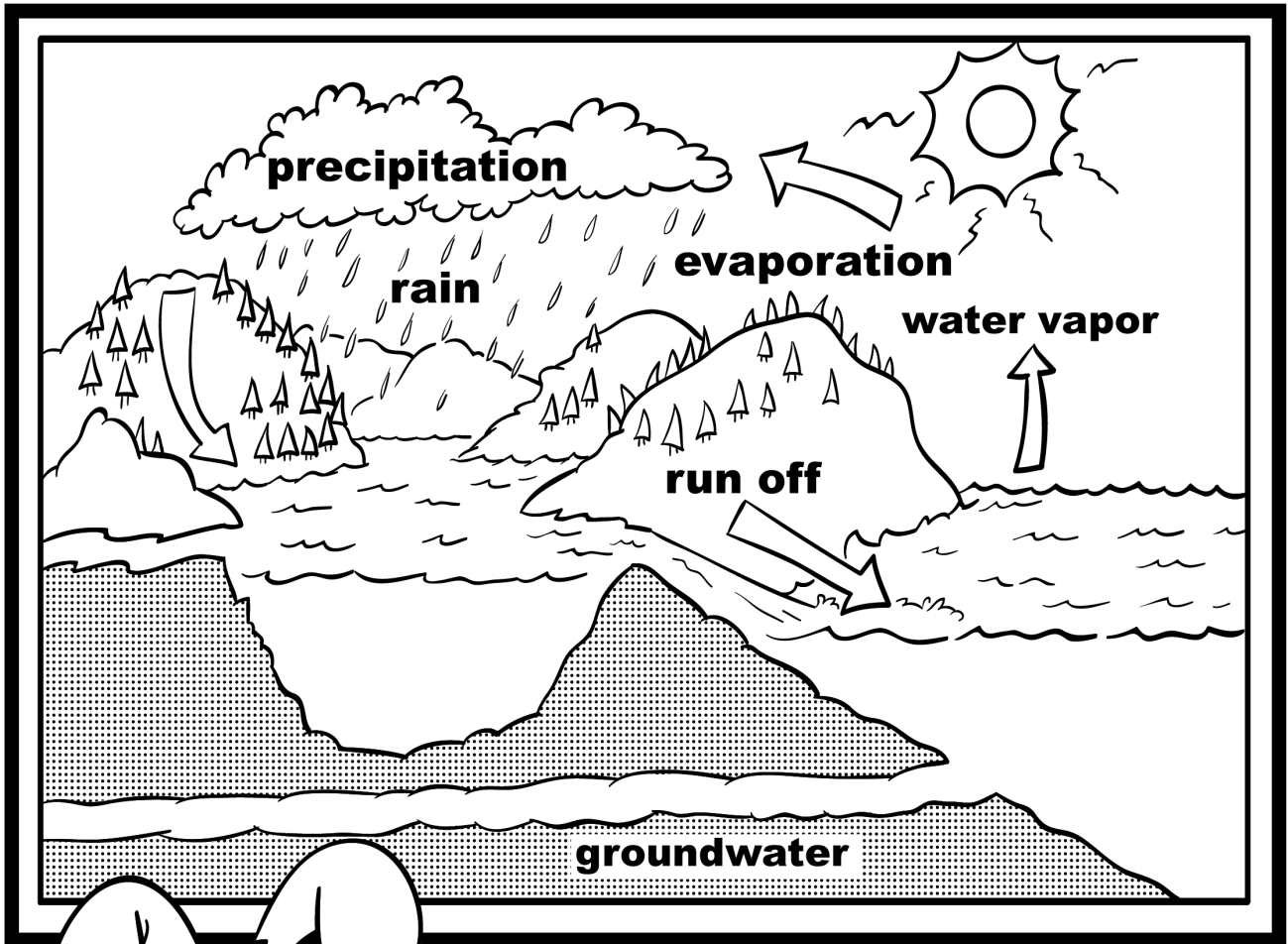
Water also
makes up about
60% of the
human body.



People
should drink water
every day to stay
healthy.




THE WATER CYCLE



This is the water cycle. The water cycle is round just like a bicycle wheel. It also goes round and round in different stages.

How to conserve water in the kitchen.

- Keep a pitcher of cold water in the fridge so you do not have to run water for a while to make it cold.
- Repair leaking or dripping faucets. Even a tiny drip wastes a large amount of water over time.
- Do not run the water non-stop when washing hands, or cleaning fruits and vegetables.
- Only run full loads of dirty dishes when running the dishwasher.





Word Search

CONSERVATION
WATER
ENVIRONMENT
SHOWER
RAIN

PRECIPITATION
LEAKS
CLOUDS
VAPOR
CYCLE



How to conserve water in the bathroom.

- Turn off water while brushing teeth.
- Don't use the toilet as a wastebasket. Every flush wastes water.
- Take short five minute showers instead of baths.
- Have your parents install a low flow shower head.


Toilets use the most water in the house, wasting more than 40% more water than needed.

75% of water usage is in the bathroom.




How to conserve water in the laundry room.

- Wash full loads of clothes in the washer on the shortest cycle.
- Use environmentally friendly detergents.
- Don't throw clean clothes in the hamper because it's easier than folding them and putting them away.
- Re-wear clothing that you only wore for a short period of time.



Draw some fish in the fishbowl.




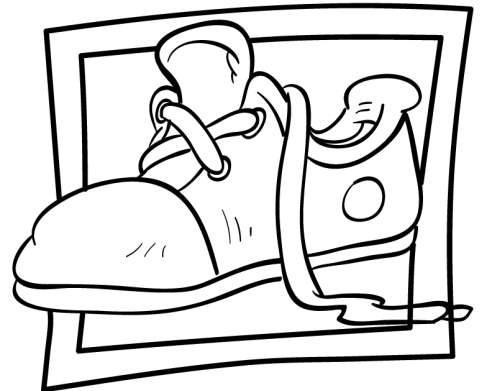






How to conserve water in the yard.

- Make sure outside hoses and sprinklers don't leak.
- Water lawns and gardens in the morning on hot summer days, so the water isn't evaporated quickly by the heat.
- Use a broom to clean off sidewalks instead of hosing them down with water.
- Use a bucket of water to wash cars and bikes. Use short bursts of water from the hose to rinse them off.




Color in the pictures that need water to live.




Color each numbered space to read the secret message.

number 1= green number 2= red number 3= blue



Rain barrels are easy to install and use. Place the rain barrel under the gutter of your house so the rain water from the gutters can collect in the rain barrel. Attach a hose to the bottom of the rain barrel. You can use the water collected in the rain barrels to water the garden and yard instead of using the water from the faucet.




Sewers and grates

- Never throw garbage or chemicals down sewer drains.
- Don't dispose of dangerous chemicals by dumping them down the drain or flushing them down the toilet.
- Take dangerous chemicals like paint, pesticides and fuels to your local waste management facility for proper disposal.
- Never play around storm drains or sewers.



Maze Fun

Can you find your way through the maze to turn off the leaking faucet?



Keep your streams and rivers clean.
Place a large X through all the trash
you see in this picture.



Water is important to every living thing on the planet. Make sure to conserve water every day and keep waterways clean so we have plenty of good clean water for a bright and healthy future.

